



District Report Card: 2017


State: West Bengal	District: Hugli
Class: 3	Subject: Mathematics
Schools: 60	Students: 1109


Participation/Coverage


Students

GENDER 	Boys		Girls	
	Number	%	Number	%
	517	46.62	592	53.38

AREA 	Rural		Urban	
	Number	%	Number	%
	761	68.62	348	31.38

CATEGORY 	SC		ST		OBC		GEN	
	Number	%	Number	%	Number	%	Number	%
	345	31.11	51	4.60	173	15.60	540	48.69

CWSN 	LD	VI	HI	S&LD	ID	Oth
	1	1	2	3	3	3

Management 	Government		Government-aided	
	Number	%	Number	%
	414	37.33	695	62.67

Average Performance of Students in Mathematics (%)

Overall	Gender		Area		Management		Social Group			
	Male	Female	Rural	Urban	Govt.	Aided	SC	ST	OBC	GEN
72.07	71.93	72.20	70.60	75.29	73.43	71.26	69.53	56.21	74.53	74.41

Performance on Learning Outcomes (LOs)

Learning Outcomes	Description	Average Performance(%)
M301	Reads and writes numbers up to 999 using place value	70.71
M302	Compares numbers up to 999 based on their place values	75.83
M303	Solves simple daily life problems using addition and subtraction of three digit numbers with and without regrouping	68.73
M304	Constructs and uses the multiplication facts (up till 10) in daily life situations	70.83
M305	Analyses and applies an appropriate number operation in the situation/ context	67.99
M306	Explains the meaning of division facts by equal grouping/sharing and finds it by repeated subtraction	72.77
M309	Identifies and makes 2D-shapes by paper folding, paper cutting on the dot grid, using straight lines etc.	86.77
M311	Fills a given region leaving no gaps using a tile of a given shape	53.28
M312	Estimates and measures length and distance using standard units like centimeters or meters & identifies relationships	52.58
M317	Reads the time correctly to the hour using a clock/watch	79.80
M318	Extends patterns in simple shapes and numbers	64.14
M319	Records data using tally marks, represents pictorially and draws conclusions	89.09

Range of Performance of Students who Answered Correctly							
Below 30%		30% - 50%		50% - 75%		Above 75%	
Number	%	Number	%	Number	%	Number	%
60	5.41	125	11.27	376	33.90	548	49.41

Lowest Performing Learning Outcomes (LOs)

- 1 - Estimates and measures length and distance using standard units like centimeters or meters & identifies relationships (52.58)
- 2 - Fills a given region leaving no gaps using a tile of a given shape (53.28)
- 3 - Extends patterns in simple shapes and numbers (64.14)
- 4 - Analyses and applies an appropriate number operation in the situation/ context (67.99)
- 5 - Solves simple daily life problems using addition and subtraction of three digit numbers with and without regrouping (68.73)